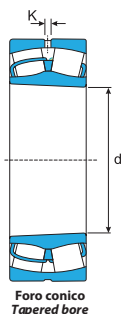


Self-aligning roller bearings

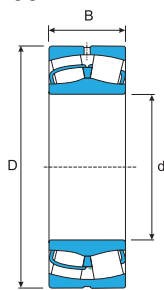
Cuscinetti orientabili a rulli

Dimension Dimensione				Load rating (KN) Coefficiente di carico (KN)		Speed limit (Rpm) Velocità limite (giri/min)		Weight (kg) Peso (Kg)	Designation Sigla	
d (mm)	D (mm)	B (mm)	K (mm)	Dynamic Dinamico C	Static Statico C ₀	Lubrication Lubrificazione			Cylindrical bore Foro cilindrico	Tapered bore Foro conico
						Grease Grasso	Oil Olio			
20	52	18	2	48	43	13005	15300	0.28	22205/20	-
25	52	18	2	48	43	13005	15300	0.26	22205	22205 K
	62	17	-	41	41	9180	10800	0.28	21305	-
30	62	20	2	63	59	10710	12600	0.29	22206	22206 K
	72	19	-	54	60	7650	9000	0.41	21306	21306 K
35	72	23	2	85	83	9180	10800	0.45	22207	22207 K
	80	21	-	64	71	7267.5	8550	0.55	21307	21307 K
40	80	23	3	95	88	8415	9900	0.53	22208	22208 K
	90	23	3	102	106	7267.5	8550	0.75	21308	21308 K
	90	33	3	147	137	6120	7200	1.05	22308	22308 K
45	85	23	3	100	96	7650	9000	0.58	22209	22209 K
	100	25	3	123	124	6502.5	7650	0.99	21309	21309 K
	100	36	3	179	179	5355	6300	1.4	22309	22309 K
50	90	23	3	102	106	7267.5	8550	0.63	22210	22210 K
	110	27	3	153	163	5737.5	6750	1.35	21310	21310 K
	110	40	3	216	220	4819.5	5670	1.9	22310	22310 K
55	100	25	3	123	124	6502.5	7650	0.84	22211	22211 K
	120	29	3	153	163	5737.5	6750	1.7	21311	21311 K
	120	43	3	265	274	4284	5040	2.45	22311	22311 K
60	110	28	3	153	163	5737.5	6750	1.15	22212	22212 K
	130	31	3	208	235	4819.5	5670	2.1	21312	21312 K
	130	46	4.5	304	328	4054.5	4770	3.1	22312	22312 K
65	100	35	2	129	170	4819.5	5670	0.95	24013	24013 K30
	120	31	3	189	212	5355	6300	1.55	22213	22213 K
	140	33	3	231	265	4590	5400	2.55	21313	21313 K
	140	48	4.5	333	353	3825	4500	3.75	22313	22313 K
70	125	31	3	204	223	5125.5	6030	1.55	22214	22214 K
	150	35	3	279	319	4284	5040	3.1	21314	21314 K
	150	51	4.5	392	421	3442.5	4050	4.55	22314	22314 K
75	115	40	3	170	227	4054.5	4770	1.55	24015	24015 K30
	130	31	3	208	235	4819.5	5670	1.7	22215	22215 K
	160	37	3	279	319	4284	5040	3.75	21315	21315 K
	160	55	4.5	431	466	3289.5	3870	5.55	22315	22315 K
80	140	33	3	231	265	4590	5400	2.1	22216	22216 K
	170	39	3	319	368	4054.5	4770	4.45	21316	21316 K
	170	58	4.5	480	529	3060	3600	6.6	22316	22316 K
85	150	36	3	279	319	4284	5040	2.65	22217	22217 K
	180	41	3	319	368	4054.5	4770	5.2	21317	21317 K
	180	60	4.5	539	608	2907	3420	7.65	22317	22317 K

Under request available with circumferential groove and three lubrication noles in auter ring
A richiesta disponibile con scanalatura circonferenziale a tre fori di lubrificazione sull'anello esterno



Foro conico
Tapered bore



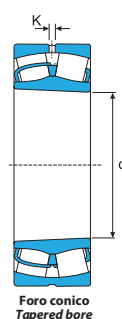
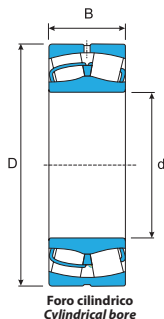
Foro cilindrico
Cylindrical bore



Self-aligning roller bearings

Cuscinetti orientabili a rulli

Dimension Dimensione				Load rating (KN) Coefficiente di carico (KN)		Speed limit (Rpm) Velocità limite (giri/min)		Weight (kg) Peso (Kg)	Designation Sigla	
d (mm)	D (mm)	B (mm)	K (mm)	Dynamic Dinamico C	Static Statico C ₀	Lubrication Lubrificazione			Cylindrical bore Foro cilindrico	Tapered bore Foro conico
						Grease Grasso	Oil Olio			
90	160	40	3	319	368	4054.5	4770	3.4	22218	22218 K
	160	52.4	3	348	431	2907	3420	4.65	23218	23218 K
	190	43	4.5	372	441	3672	4320	6.1	21318	21318 K
	190	64	6	598	681	2754	3240	9.05	22318	22318 K
95	170	43	4.5	372	441	3672	4320	4.15	22219	22219 K
	200	45	4.5	417	480	3442.5	4050	7.05	21319	21319 K
	200	67	6	657	750	2601	3060	10.5	22319	22319 K
100	150	50	3	279	407	3060	3600	3.15	24020	24020 K30
	165	52	3	358	480	3060	3600	4.55	23120	23120 K
	165	65	2	446	627	2448	2880	5.65	24120	24120 K30
	180	46	4.5	417	480	3442.5	4050	4.9	22220	22220 K
	180	60.3	4.5	466	588	2601	3060	6.85	23220	23220 K
	215	47	4.5	417	480	3442.5	4050	8.6	21320	21320 K
	215	73	6	799	931	2295	2700	13.5	22320	22320 K
110	170	45	3	304	431	3289.5	3870	3.8	23022	23022 K
	170	60	3	407	608	2754	3240	5	24022	24022 K30
	180	56	4.5	421	573	2754	3240	5.75	23122	23122 K
	180	69	3	510	735	2295	2700	7.1	24122	24122 K30
	200	53	4.5	549	627	3060	3600	7	22222	22222 K
	200	69.8	4.5	588	750	2448	2880	9.85	23222	23222 K
	240	80	7.5	931	1098	2142	2520	18.4	22322	22322 K
120	180	46	3	348	500	3060	3600	4.2	23024	23024 K
	180	60	3	421	657	2601	3060	5.45	24024	24024 K30
	200	62	4.5	500	681	2601	3060	8	23124	23124 K
	200	80	3	642	931	1989	2340	10.3	24124	24124 K30
	215	58	6	617	750	2907	3420	8.7	22224	22224 K
	215	76	4.5	681	911	2142	2520	12	23224	23224 K
	260	86	7.5	946	1098	1989	2340	23	22324	22324 K
130	200	52	4.5	421	598	2754	3240	6	23026	23026 K
	200	69	3	529	799	2295	2700	8.05	24026	24026 K30
	210	64	4.5	549	764	2448	2880	8.8	23126	23126 K
	210	80	3	666	980	1836	2160	11	24126	24126 K30
	230	64	6	720	911	2754	3240	11	22226	22226 K
	230	80	4.5	764	1039	1989	2340	14.5	23226	23226 K
	280	93	9	1098	1294	1836	2160	29	22326	22326 K
	140	210	53	4.5	456	666	2601	3060	6.55	23028
210		69	3	559	882	2142	2520	8.55	24028	24028 K30
225		68	4.5	617	882	2142	2520	10.5	23128	23128 K
225		85	4.5	750	1137	1836	2160	13.5	24128	24128 K30
250		68	6	696	882	2448	2880	14	22228	22228 K
250		88	6	897	1225	1836	2160	19	23228	23228 K
300		102	9	1264	1529	1683	1980	36.5	22328	22328 K

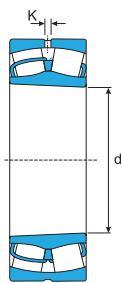


Self-aligning roller bearings

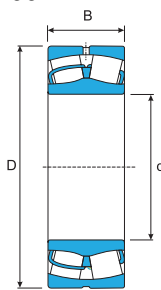
Cuscinetti orientabili a rulli

Dimension Dimensione				Load rating (KN) Coefficiente di carico (KN)		Speed limit (Rpm) Velocità limite (giri/min)		Weight (kg) Peso (Kg)	Designation Sigla	
d (mm)	D (mm)	B (mm)	K (mm)	Dynamic Dinamico C	Static Statico C ₀	Lubrication Lubrificazione			Cylindrical bore Foro cilindrico	Tapered bore Foro conico
						Grease Grasso	Oil Olio			
150	225	56	4.5	500	735	2448	2880	7.95	23030	23030 K
	225	75	3	642	1019	1989	2340	10.5	24030	24030 K30
	250	80	6	813	1176	1989	2340	16	23130	23130 K
	250	100	4.5	1000	1499	1683	1980	20	24130	24130 K30
	270	73	7.5	833	1058	2295	2700	18	22230	22230 K
	270	96	6	1058	1431	1683	1980	24.5	23230	23230 K
	320	108	9	1431	1725	1530	1800	43.5	22330	22330 K
160	240	60	6	573	862	2295	2700	9.7	23032	23032 K
	240	80	4.5	735	1176	1836	2160	13	24032	24032 K30
	270	86	7.5	960	1343	1836	2160	20.5	23132	23132 K
	270	109	4.5	1156	1725	1453.5	1710	25	24132	24132 K30
	290	80	7.5	980	1264	2142	2520	22.5	22232	22232 K
	290	104	7.5	1196	1627	1683	1980	31	23232	23232 K
	340	114	9	1568	1921	1453.5	1710	52	22332	22332 K
170	260	67	6	696	1039	2142	2520	13	23034	23034 K
	260	90	4.5	911	1431	1836	2160	17.5	24034	24034 K30
	280	88	7.5	1019	1470	1836	2160	22	23134	23134 K
	280	109	4.5	1196	1823	1453.5	1710	27.5	24134	24134 K30
	310	86	9	1098	1431	1989	2340	28.5	22234	22234 K
	310	110	7.5	1372	1891	1530	1800	37.5	23234	23234 K
	360	120	9	1725	2117	1377	1620	61	22334	22334 K
180	250	52	3	422	813	2142	2520	7.9	23936	23936 K
	280	74	7.5	813	1225	1989	2340	17	23036	23036 K
	280	100	4.5	1058	1695	1683	1980	23	24036	24036 K30
	300	96	7.5	1176	1725	1683	1980	28	23136	23136 K
	300	118	6	1372	2117	1300.5	1530	34.5	24136	24136 K30
	320	86	9	1156	1529	1989	2340	29.5	22236	22236 K
	320	112	7.5	1470	2078	1453.5	1710	39.5	23236	23236 K
	380	126	9	1960	2401	1300.5	1530	71.5	22336	22336 K
190	260	52	3	406	784	1989	2340	8.3	23938	23938 K
	290	75	7.5	848	1313	1836	2160	18	23038	23038 K
	290	100	4.5	1098	1764	1530	1800	24.5	24038	24038 K30
	320	104	7.5	1343	2038	1530	1800	35	23138	23138 K
	320	128	6	1568	2450	1224	1440	43	24138	24138 K30
	340	92	9	1245	1666	1836	2160	36.5	22238	22238 K
	340	120	9	1627	2352	1377	1620	48	23238	23238 K
	400	132	6	2078	2597	1224	1440	82.5	22338	22338 K
	200	280	60	4.5	535	1019	1836	2160	11.5	23940
310		82	7.5	980	1499	1683	1980	23.3	23040	23040 K
310		109	6	1264	2078	1453.5	1710	31	24040	24040 K30
340		112	9	1568	2313	1453.5	1710	43	23140	23140 K
340		140	6	1764	2744	1147.5	1350	53.5	24140	24140 K30
360		98	9	1431	1891	1683	1980	43.5	22240	22240 K
360		128	9	1823	2646	1300.5	1530	58	23240	23240 K
420		138	12	2274	2842	1147.5	1350	95	22340	22340 K

Under request available with circumferential groove and three lubrication noles in auter ring
A richiesta disponibile con scanalatura circonfrenziale a tre fori di lubrificazione sull'anello esterno



Foro conico
Tapered bore



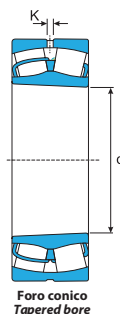
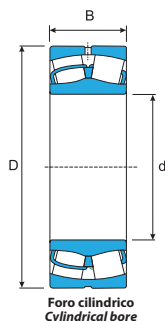
Foro cilindrico
Cylindrical bore



Self-aligning roller bearings

Cuscinetti orientabili a rulli

Dimension Dimensione				Load rating (KN) Coefficiente di carico (KN)		Speed limit (Rpm) Velocità limite (giri/min)		Weight (kg) Peso (Kg)	Designation Sigla	
d (mm)	D (mm)	B (mm)	K (mm)	Dynamic Dinamico C	Static Statico C ₀	Lubrication Lubrificazione			Cylindrical bore Foro cilindrico	Tapered bore Foro conico
						Grease Grasso	Oil Olio			
220	300	60	4.5	535	1058	1683	1980	12.5	23944	23944 K
	340	90	7.5	1196	1823	1530	1800	30.5	23044	23044 K
	340	118	6	1529	2548	1300.5	1530	40	24044	24044 K30
	370	120	9	1764	2695	1300.5	1530	53.5	23144	23144 K
	370	150	6	2078	3283	1071	1260	67	24144	24144 K30
	400	108	9	1725	2313	1530	1800	60.5	22244	22244 K
	400	144	9	2313	3381	1147.5	1350	81.5	23244	23244 K
	460	145	12	2646	3381	1071	1260	120	22344	22344 K
240	320	60	4.5	553	1137	1530	1800	13.5	23948	23948 K
	360	92	7.5	1264	2038	1453.5	1710	33.5	23048	23048 K
	360	118	6	1568	2646	1224	1440	43	24048	24048 K30
	400	128	9	2038	3136	1224	1440	66.5	23148	23148 K
	400	160	6	2352	3822	994.5	1170	83	24148	24148 K30
	440	120	9	2156	2940	1377	1620	83	22248	22248 K
	440	160	9	2842	4214	994.5	1170	110	23248	23248 K
	500	155	12	3038	3920	994.5	1170	155	22348	22348 K
260	360	75	4.5	862	1764	1453.5	1710	23.5	23952	23952 K
	400	104	7.5	1568	2499	1300.5	1530	48.5	23052	23052 K
	400	140	6	1999	3381	1071	1260	65.5	24052	24052 K30
	440	144	9	2499	3822	1071	1260	90.5	23152	23152 K
	440	180	6	2940	4704	918	1080	110	24152	24152 K30
	480	130	12	2597	3479	1224	1440	110	22252	22252 K
	480	174	12	3185	4655	918	1080	140	23252	23252 K
	540	165	12	3479	4459	841.5	990	190	22352	22352 K
280	380	75	6	828	1725	1300.5	1530	25	23956	23956 K
	420	106	9	1695	2793	1224	1440	52.5	23056	23056 K
	420	140	6	2117	3724	1071	1260	69.5	24056	24056 K30
	460	146	9	2597	4165	994.5	1170	97	23156	23156 K
	460	180	7.5	3038	4998	841.5	990	120	24156	24156 K30
	500	130	12	2646	3675	1147.5	1350	115	22256	22256 K
	500	176	12	3185	4802	841.5	990	150	23256	23256 K
	580	175	12	3920	5096	841.5	990	235	22356	22356 K
300	380	90	-	620	1560	1150	1350	16.5	23860	23860 K
	420	90	6	1176	2450	1224	1440	39.5	23960	23960 K
	460	118	9	2078	3381	1147.5	1350	71.5	23060	23060 K
	460	160	7.5	2646	4655	918	1080	97	24060	24060 K30
	500	160	9	3136	4998	918	1080	125	23160	23160 K
	500	200	7.5	3675	6174	765	900	160	24160	24160 K30
	540	140	12	3087	4165	1071	1260	145	22260	22260 K
	540	192	12	3822	5733	765	900	190	23260	23260 K
320	440	90	6	1401	2646	1147.5	1350	42	23964	23964 K
	480	121	9	2195	3724	1071	1260	78	23064	23064 K
	480	160	7.5	2793	4998	918	1080	100	24064	24064 K30
	540	176	12	3675	5880	841.5	990	165	23164	23164 K
	540	218	9	4165	6958	688.5	810	210	24164	24164 K30
	580	150	12	3528	4802	994.5	1170	175	22264	22264 K
	580	208	12	4312	6566	726.75	855	240	23264	23264 K

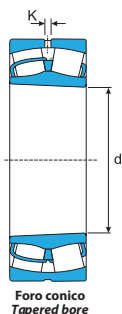


Self-aligning roller bearings

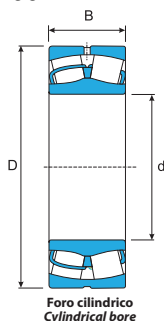
Cuscinetti orientabili a rulli

Dimension Dimensione				Load rating (KN) Coefficiente di carico (KN)		Speed limit (Rpm) Velocità limite (giri/min)		Weight (kg) Peso (Kg)	Designation Sigla	
d (mm)	D (mm)	B (mm)	K (mm)	Dynamic Dinamico C	Static Statico C ₀	Lubrication Lubrificazione			Cylindrical bore Foro cilindrico	Tapered bore Foro conico
						Grease Grasso	Oil Olio			
340	460	90	6	1431	2744	1071	1260	45.5	23968	23968 K
	520	133	12	2646	4459	994.5	1170	105	23068	23068 K
	520	180	9	3381	6076	841.5	990	140	24068	24068 K30
	580	190	12	4165	6664	765	900	210	23168	23168 K
	580	243	9	5194	8477	650.25	765	280	24168	24168 K30
	620	224	12	4998	7644	612	720	295	23268	23268 K
360	480	90	6	1372	2695	994.5	1170	46	23972	23972 K
	540	134	12	2695	4704	918	1080	110	23072	23072 K
	540	180	9	3479	6419	765	900	145	24072	24072 K30
	600	192	12	4214	6811	765	900	220	23172	23172 K
	600	243	9	5488	9114	612	720	280	24172	24172 K30
	650	170	12	4214	6076	650.25	765	255	22272	22272 K
	650	232	12	5292	8134	573.75	675	335	23272	23272 K
380	520	106	7.5	1921	3724	918	1080	69	23976	23976 K
	560	135	12	2842	4900	918	1080	115	23076	23076 K
	560	180	9	3528	6664	726.75	855	150	24076	24076 K30
	620	194	12	4312	6958	765	900	230	23176	23176 K
	620	243	9	5586	9604	650.25	765	300	24176	24176 K30
	680	240	12	5733	8967	573.75	675	375	23276	23276 K
400	540	106	7.5	1960	3822	918	1080	71	23980	23980 K
	600	148	12	3185	5586	841.5	990	150	23080	23080 K
	600	200	12	4214	7840	688.5	810	205	24080	24080 K30
	650	200	12	4557	7497	726.75	855	265	23180	23180 K
	650	250	12	6076	10388	612	720	340	24180	24180 K30
	720	256	12	6419	10192	512.55	603	450	23280	23280 K
	820	243	12	7350	10192	573.75	675	650	22380	22380 K
420	560	106	9	1999	4067	841.5	990	74.5	23984	23984 K
	620	150	12	3332	5880	841.5	990	155	23084	23084 K
	620	200	12	4312	8134	688.5	810	210	24084	24084 K30
	700	224	12	5488	9114	688.5	810	350	23184	23184 K
	700	280	12	7203	12348	535.5	630	445	24184	24184 K30
	760	272	12	7203	11368	481.95	567	535	23284	23284 K
440	600	118	9	2401	4802	765	900	99.5	23988	23988 K
	650	157	12	3577	6419	765	900	180	23088	23088 K
	650	212	12	4704	8967	650.25	765	245	24088	24088 K30
	720	226	12	5880	9800	650.25	765	360	23188	23188 K
	720	280	12	7350	12936	535.5	630	460	24188	24188 K30
	790	280	12	7644	12250	459	540	590	23288	23288 K
460	580	118	6	1754	4802	841.5	990	75.5	24892	24892 K30
	620	118	9	2450	4900	765	900	105	23992	23992 K
	680	163	12	3822	6811	726.75	855	205	23092	23092 K
	680	218	12	5096	9800	612	720	275	24092	24092 K30
	760	240	12	6272	10584	612	720	440	23192	23192 K
	760	300	12	8134	14308	512.55	603	560	24192	24192 K30
	830	296	12	8330	13426	428.4	504	695	23292	23292 K

Under request available with circumferential groove and three lubrication noles in auter ring
A richiesta disponibile con scanalatura circonferenziale a tre fori di lubrificazione sull'anello esterno



Foro conico
Tapered bore



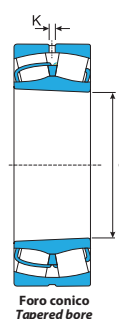
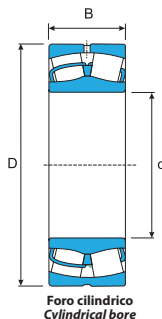
Foro cilindrico
Cylindrical bore



Self-aligning roller bearings

Cuscinetti orientabili a rulli

Dimension Dimensione				Load rating (KN) Coefficiente di carico (KN)		Speed limit (Rpm) Velocità limite (giri/min)		Weight (kg) Peso (Kg)	Designation Sigla	
d (mm)	D (mm)	B (mm)	K (mm)	Dynamic Dinamico C	Static Statico C ₀	Lubrication Lubrificazione			Cylindrical bore Foro cilindrico	Tapered bore Foro conico
						Grease Grasso	Oil Olio			
480	600	90	7.5	1411	3675	792	990	61	23896	23896 K
	650	128	7.5	2842	5586	765	900	125	23996	23996 K
	700	165	9	3822	6664	726.75	855	215	23096	23096 K
	700	218	12	5194	10192	573.75	675	285	24096	24096 K30
	790	248	12	6811	11760	573.75	675	485	23196	23196 K
	790	308	12	8820	15288	481.95	567	605	24196	24196 K30
	870	310	12	9114	14700	405.45	477	800	23296	23296 K
500	620	90	7.5	1450	3920	900	720	62	238/500	238/500 K
	670	128	7.5	2842	5880	726.75	855	130	239/500	239/500 K
	720	167	12	4067	7644	688.5	810	225	230/500	230/500 K
	720	218	12	5390	10780	535.5	630	295	240/500	240/500 K30
	830	264	12	7497	12642	535.5	630	580	231/500	231/500 K
	830	325	12	9604	16660	459	540	700	241/500	241/500 K30
	920	336	12	10388	16954	382.5	450	985	232/500	232/500 K
530	650	118	7.5	1803	5194	726.75	855	86	248/530	248/530 K30
	710	136	12	3136	6566	688.5	810	155	239/530	239/530 K
	780	185	12	4998	9114	612	720	310	230/530	230/530 K
	780	250	12	6566	12936	512.55	603	410	240/530	240/530 K30
	870	272	12	7987	13720	512.55	603	645	231/530	231/530 K
	870	335	12	10388	18620	428.4	504	830	241/530	241/530 K30
	980	355	12	10878	19992	367.2	432	1200	232/530	232/530 K
560	750	140	12	3381	7056	650.25	765	175	239/560	239/560 K
	820	195	12	5488	9996	573.75	675	355	230/560	230/560 K
	820	258	12	7203	14308	481.95	567	465	240/560	240/560 K30
	920	280	12	8967	15680	481.95	567	740	231/560	231/560 K
	920	355	12	11760	21168	382.5	450	985	241/560	241/560 K30
	1030	365	12	11270	21560	328.95	387	1350	232/560	232/560 K
600	800	150	12	3822	8134	573.75	675	220	239/600	239/600 K
	870	200	12	5880	11172	535.5	630	405	230/600	230/600 K
	870	272	12	7987	16660	428.4	504	520	240/600	240/600 K30
	980	300	12	9996	17640	428.4	504	895	231/600	231/600 K
	980	375	12	11270	23128	367.2	432	1200	241/600	241/600 K30
	1090	388	12	12838	24990	306	360	1600	232/600	232/600 K
630	780	112	9	2146	5978	573.75	675	120	238/630	238/630 K
	850	165	12	4557	9604	535.5	630	280	239/630	239/630 K
	920	212	12	6566	12250	512.55	603	485	230/630	230/630 K
	920	290	12	8624	17640	405.45	477	645	240/630	240/630 K30
	1030	315	12	10290	20384	405.45	477	1050	231/630	231/630 K
	1030	400	12	12446	26460	344.25	405	1400	241/630	241/630 K30
670	820	112	9	2205	6272	535.5	630	130	238/670	238/670 K
	820	150	9	3048	9310	535.5	630	172	248/670	-
	900	170	12	4900	10584	512.55	603	315	239/670	239/670 K
	980	230	12	7497	14308	459	540	600	230/670	230/670 K
	980	308	12	9800	19992	382.5	450	790	240/670	240/670 K30
	1090	336	12	10682	21952	382.5	450	1250	231/670	231/670 K

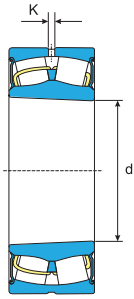


Self-aligning roller bearings

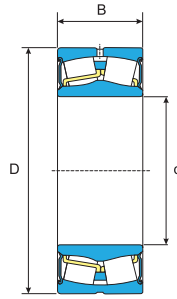
Cuscinetti orientabili a rulli

Dimension Dimensione				Load rating (KN) Coefficiente di carico (KN)		Speed limit (Rpm) Velocità limite (giri/min)		Weight (kg) Peso (Kg)	Designation Sigla	
d (mm)	D (mm)	B (mm)	K (mm)	Dynamic Dinamico C	Static Statico C ₀	Lubrication Lubrificazione			Cylindrical bore Foro cilindrico	Tapered bore Foro conico
						Grease Grasso	Oil Olio			
670	1090	412	12	13524	28420	306	360	1600	241/670	241/670 K30
	1220	438	12	15092	29890	275.4	324	2270	232/670	232/670 K
710	870	118	12	2528	7350	512.55	603	153	238/710	-
	950	180	12	5488	11760	459	540	365	239/710	239/710 K
	950	243	12	6664	15288	382.5	450	495	249/710	249/710 K30
	1030	236	12	8134	15974	428.4	504	670	230/710	230/710 K
	1030	315	12	10388	22344	344.25	405	895	240/710	240/710 K30
	1150	345	12	11956	25480	344.25	405	1450	231/710	231/710 K
	1150	438	12	14896	31850	290.7	342	1900	241/710	241/710 K30
	1280	450	12	17248	33810	244.8	288	2610	232/710	232/710 K
750	920	128	12	2871	8330	459	540	180	238/750	238/750 K
	1000	185	12	5880	12936	428.4	504	420	239/750	239/750 K
	1000	250	12	7497	17640	367.2	432	560	249/750	249/750 K30
	1090	250	12	9457	18228	405.45	477	795	230/750	230/750 K
	1090	335	12	11564	24500	328.95	387	1065	240/750	240/750 K30
	1220	365	12	13524	28420	328.95	387	1700	231/750	231/750 K
	1220	475	12	16954	36750	275.4	324	2100	241/750	241/750 K30
	1360	475	12	18326	35770	229.5	270	3050	232/750	232/750 K
	800	980	180	12	4057	12642	428.4	504	300	248/800
1060		195	12	6272	14014	405.45	477	470	239/800	239/800 K
1060		258	12	7840	18914	328.95	387	640	249/800	249/800 K30
1150		258	12	9800	19600	367.2	432	895	230/800	230/800 K
1150		345	12	12642	27930	306	360	1200	240/800	240/800 K30
1280		375	12	14504	30870	306	360	1920	231/800	231/800 K
1280		475	12	18032	39690	244.8	288	2300	241/800	241/800 K30
850		1030	136	12	3273	9800	405.45	477	240	238/850
	1120	200	12	6811	15288	367.2	432	560	239/850	239/850 K
	1120	272	12	9114	22344	306	360	740	249/850	249/850 K30
	1220	272	12	9183	21168	344.25	405	1050	230/850	230/850 K
	1220	365	12	12446	30870	275.4	324	1410	240/850	240/850 K30
	1360	400	12	15778	33810	275.4	324	2200	231/850	231/850 K
	1360	500	12	19796	44100	229.5	270	2710	241/850	241/850 K30
	900	1090	190	12	4567	14994	367.2	432	370	248/900
1180		206	12	7350	16660	344.25	405	605	239/900	239/900 K
1280		280	12	9898	22736	306	360	1200	230/900	230/900 K
1280		375	12	13328	33810	260.1	306	1570	240/900	240/900 K30
1420		515	12	20972	48020	214.2	252	3350	241/900	241/900 K30
950		1250	224	12	7105	19208	328.95	387	755	239/950
	1250	300	12	9016	25480	260.1	306	1015	249/950	249/950 K30
	1360	300	12	11760	27930	290.7	342	1450	230/950	230/950 K
	1360	412	12	14504	38220	229.5	270	1990	240/950	240/950 K30
	1500	545	12	23422	53900	198.9	234	3535	241/950	241/950 K30

Under request available with circumferential groove and three lubrication noles in outer ring
A richiesta disponibile con scanalatura circonferenziale a tre fori di lubrificazione sull'anello esterno



Foro conico
Tapered bore



Foro cilindrico
Cylindrical bore



Self-aligning roller bearings

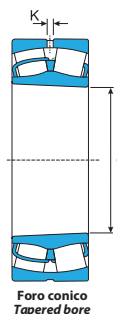
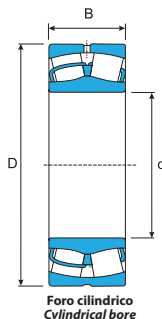
Cuscinetti orientabili a rulli

Dimension Dimensione				Load rating (KN) Coefficiente di carico (KN)		Speed limit (Rpm) Velocità limite (giri/min)		Weight (kg) Peso (Kg)	Designation Sigla	
d (mm)	D (mm)	B (mm)	K (mm)	Dynamic Dinamico C	Static Statico C ₀	Lubrication Lubrificazione			Cylindrical bore Foro cilindrico	Tapered bore Foro conico
						Grease Grasso	Oil Olio			
1000	1220	165	12	4567	14014	306	360	410	238/1000	238/1000 K
	1320	315	12	10192	28420	244.8	288	1200	249/1000	249/1000 K30
	1420	308	12	12446	29890	275.4	324	1600	230/1000	230/1000 K
	1420	412	12	15092	39690	214.2	252	2140	240/1000	240/1000 K30
	1580	462	12	20972	47040	214.2	252	3500	231/1000	231/1000 K
	1580	580	12	26166	60760	183.6	216	4300	241/1000	241/1000 K30
1060	1280	165	12	4674.6	14700	273.6	342	435	238/1060	238/1060 K
	1280	218	12	5978	19600	273.6	342	570	248/1060	248/1060 K
	1400	250	12	9359	25480	259.2	324	1100	239/1060	239/1060 K
	1400	335	12	11270	31850	201.6	252	1400	249/1060	249/1060 K
	1500	325	12	13524	33320	230.4	288	2250	230/1060	230/1060 K
	1500	438	12	16954	44590	187.2	234	2515	240/1060	240/1060 K
1120	1360	243	12	7105	23520	244.8	306	735	248/1120	248/1120 K
	1460	335	12	11466	33810	187.2	234	1500	249/1120	249/1120 K
	1580	462	12	18326	4900	172.8	216	2925	240/1120	240/1120 K
1180	1420	180	12	5752.6	18228	230.4	288	575	238/1180	238/1180 K
	1420	243	12	7555.8	26460	230.4	288	770	248/1180	248/1180 K
	1540	272	12	10878	30380	216	270	1400	239/1180	239/1180 K
	1540	355	12	13328	39690	172.8	216	1800	249/1180	249/1180 K
1250	1750	375	12	17542	44100	93.6	117	2840	230/1250	230/1250 K
1320	1600	280	12	9584.4	32830	187.2	234	1160	248/1320	248/1320 K
	1720	400	12	15778	48020	144	180	2500	249/1320	249/1320 K
1500	1820	315	12	12446	44100	144	180	1710	248/1500	248/1500 K
1800	2180	375	12	17248	61740	93.6	117	2900	248/1800	248/1800 K

Under request available with circumferential groove and three lubrication noles in outer ring

A richiesta disponibile con scanalatura circonferenziale a tre fori di lubrificazione sull'anello esterno

Bearings & Components



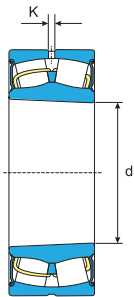
sealed self-aligning roller bearings

cuscinetti orientabili a rulli schermati

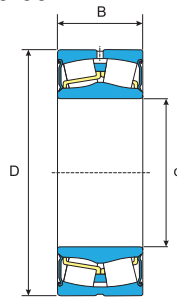
Dimension <i>Dimensione</i>				Load rating (KN) <i>Coefficiente di carico (KN)</i>		Speed limit (Rpm) <i>Velocità limite (giri/min)</i>	Weight (kg) <i>Peso (Kg)</i>	Designation <i>Sigla</i>	
d (mm)	D (mm)	B (mm)	K (mm)	Dynamic <i>Dinamico</i> C	Static <i>Statico</i> C ₀			Cylindrical bore <i>Foro cilindrico</i>	Tapered bore <i>Foro conico</i>
25	52	23	2	48.02	43.12	3060	0.31	22205-2RS*	-
30	62	25	2	62.72	58.8	2380	0.34	22206-2RS*	-
35	72	28	2	84.77	83.3	2040	0.52	22207-2RS*	-
40	80	28	3	94.57	88.2	1870	0.57	22208-2RS*	22208-2RSK
	90	38	3	147	137.2	1615	1.2	22308-2RS	-
45	85	28	3	99.96	96.04	1700	0.66	22209-2RS*	22209-2RSK
50	90	28	3	101.92	105.84	1615	0.7	22210-2RS*	22210-2RSK
55	100	31	3	122.5	124.46	1445	1	22211-2RS*	22211-2RSK
	120	49	3	264.6	274.4	1190	2.8	22311-2RS	-
60	110	34	3	152.88	162.68	1360	1.3	22212-2RS*	22212-2RSK
65	120	38	3	189.14	211.68	1275	1.6	22213-2RS*	22213-2RSK
70	125	38	3	203.84	223.44	1190	1.8	22214-2RS*	22214-2RSK
75	130	38	3	207.76	235.2	1105	2.1	22215-2RS*	22215-2RSK
	160	64	4.5	431.2	465.5	807.5	6.5	22315-2RS	-
80	140	40	3	231.28	264.6	1020	2.4	22216-2RS*	22216-2RSK
85	150	44	3	279.3	318.5	935	3	22217-2RS*	22217-2RSK
90	160	48	3	318.5	367.5	850	3.7	22218-2RS*	22218-2RSK
100	180	55	4.5	416.5	480.2	765	5.5	22220-2RS*	-
110	170	45	4.5	303.8	431.2	765	3.75	23022-2RS	-
	180	56	4.5	421.4	573.3	680	5.55	23122-2RS	-
	180	69	3	509.6	735	535.5	6.85	24122-2RS	-
	200	63	4.5	548.8	627.2	680	7.6	22222-2RS*	-
120	180	46	3	347.9	499.8	722.5	4.2	23024-2RS	-
	180	60	3	421.4	656.6	569.5	5.45	24024-2RS	-
	200	80	3	641.9	931	476	10.5	24124-2RS	-
	215	69	6	617.4	749.7	637.5	9.75	22224-2RS*	-
130	200	52	4.5	421.4	597.8	680	6	23026-2RS	-
	200	69	3	529.2	798.7	510	8.05	24026-2RS	-
	210	80	3	666.4	980	450.5	11	24126-2RS	-
140	210	69	3	558.6	882	476	8.55	24028-2RS	-
	225	85	4.5	749.7	1136.8	382.5	13.5	24128-2RS	-
	250	88	6	896.7	1225	450.5	19.5	23228-2RS	-
150	225	75	3	641.9	1019.2	450.5	10.5	24030-2RS	-
	250	100	4.5	999.6	1499.4	340	20	24130-2RS	-
160	240	80	4.5	735	1176	382.5	13	24032-2RS	-
	270	86	7.5	960.4	1342.6	450.5	20.5	23132-2RS	-

* SKF Equivalent BS2-22...-2CS

* Equivalente SKF BS2-22...-2CS



Foro conico
Tapered bore



Foro cilindrico
Cylindrical bore

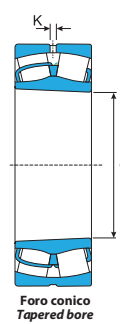
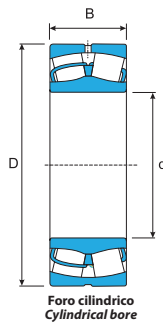


sealed self-aligning roller bearings

cuscinetti orientabili a rulli schermati

Dimension <i>Dimensione</i>				Load rating (KN) <i>Coefficiente di carico (KN)</i>		Speed limit (Rpm) <i>Velocità limite (giri/min)</i>	Weight (kg) <i>Peso (Kg)</i>	Designation <i>Sigla</i>	
d (mm)	D (mm)	B (mm)	K (mm)	Dynamic <i>Dinamico</i> C	Static <i>Statico</i> C ₀			Cylindrical bore <i>Foro cilindrico</i>	Tapered bore <i>Foro conico</i>
170	260	90	4.5	911.4	1430.8	340	17.5	24034-2RS	-
	280	109	4.5	1195.6	1822.8	306	27.5	24134-2RS	-
180	280	100	4.5	1058.4	1695.4	323	23	24036-2RS	-
190	320	128	6	1568	2450	289	43	24138-2RS	-
200	340	140	6	1764	2744	272	53.5	24140-2RS	-
	360	128	9	1822.8	2646	365.5	58	23240-2RS	-
220	300	60	4.5	535.08	1059	510	12.5	23944-2RS	-

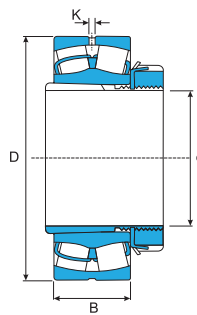
Bearings & Components



Self-aligning roller vibrating screen bearings

Cuscinetti orientabili a rulli per applicazioni vibranti

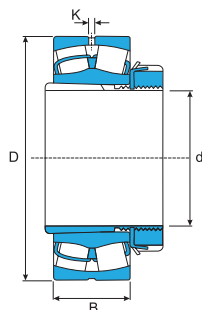
Dimension <i>Dimensione</i>					Load rating (KN) <i>Coefficiente di carico (KN)</i>		Speed limit (Rpm) <i>Velocità limite (giri/min)</i>		Weight (kg) <i>Peso (Kg)</i>	Designation <i>Sigla</i>	
d (mm)	D (mm)	B (mm)	K (mm)	B1 (mm)	Dynamic <i>Dinamico</i> C	Static <i>Statico</i> C ₀	Lubrication <i>Lubrificazione</i>			Cylindrical bore <i>Foro cilindrico</i>	Tapered bore <i>Foro conico</i>
							Grease <i>Grasso</i>	Oil <i>Olio</i>			
40	90	33	3	3	147	137	6120	7200	1.05	22308 VA	-
45	100	36	3	3	179	179	5355	6300	1.4	22309 VA	-
50	110	40	3	3	216	220	4820	5670	1.9	22310 VA	-
55	120	43	3	3	265	274	4284	5040	2.45	22311 VA	22311 KVA
60	130	46	4.5	4.5	304	328	4055	4770	3.1	22312 VA	22312 KVA
65	140	48	4.5	4.5	333	353	3825	4500	3.75	22313 VA	22313 KVA
70	150	51	4.5	4.5	392	421	3443	4050	4.55	22314 VA	22314 KVA
75	160	55	4.5	4.5	431	466	3290	3870	5.55	22315 VA	22315 KVA
80	170	58	4.5	4.5	480	529	3060	3600	6.6	22316 VA	22316 KVA
85	180	60	4.5	4.5	539	608	2907	3420	7.65	22317 VA	22317 KVA
90	190	64	6	6	598	681	2754	3240	9.05	22318 VA	22318 KVA
95	200	67	6	6	657	750	2601	3060	10.5	22319 VA	22319 KVA
100	215	73	6	6	799	931	2295	2700	13.5	22320 VA	22320 KVA
110	240	80	7.5	7.5	931	1098	2142	2520	18.4	22322 VA	22322 KVA
120	260	86	7.5	7.5	946	1098	1989	2340	23	22324 VA	22324 KVA
130	280	93	9	9	1098	1294	1836	2160	29	22326 VA	22326 KVA
140	300	102	9	9	1264	1529	1683	1980	36.5	22328 VA	22328 KVA
150	320	108	9	9	1431	1725	1530	1800	43.5	22330 VA	22330 KVA
160	340	114	9	9	1568	1921	1454	1710	52	22332 VA	22332 KVA
170	360	120	9	9	1725	2117	1377	1620	61	22334 VA	22334 KVA
180	380	126	12	12	1960	2401	1301	1530	71.5	22336 VA	22336 KVA
190	400	132	12	12	2078	2597	1224	1440	82.5	22338 VA	22338 KVA
200	420	138	12	12	2274	2842	1148	1350	95	22340 VA	22340 KVA
220	460	145	12	12	2646	3381	1071	1260	120	22344 VA	22344 KVA
240	500	155	12	12	3038	3920	995	1170	155	22348 VA	22348 KVA



Self-aligning roller bearings with adapter sleeve

Cuscinetti orientabili a rulli con bussola di trazione

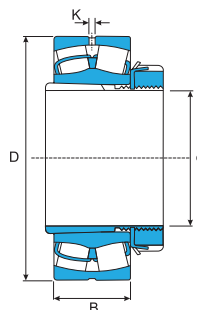
Dimension <i>Dimensione</i>					Load rating (KN) <i>Coefficiente di carico (KN)</i>		Speed limit (Rpm) <i>Velocità limite (giri/min)</i>		Weight (kg) <i>Peso (Kg)</i>	Designation <i>Sigla</i>	
d (mm)	D (mm)	B (mm)	K (mm)	B1 (mm)	Dynamic <i>Dinamico</i> C	Static <i>Statico</i> C ₀	Lubrication <i>Lubrificazione</i>			Bearing <i>Cuscinetto</i>	Adapters sleeve <i>Bussola</i> di trazione
							Grease <i>Grasso</i>	Oil <i>Olio</i>			
20	52	18	2	29	48	43	13005	15300	0.33	22205 EKW33	H 305
25	62	20	2	31	63	59	10710	12600	0.39	22206 EKW33	H 306
	72	19	-	31	54	60	7650	9000	0.51	21306 EKW33	H 306
30	72	23	2	53	85	83	9180	10800	0.59	22207 EKW33	H 307
	80	21	-	35	64	71	7268	8550	0.69	21307 EKW33	H 307
35	80	23	3	36	95	88	8415	9900	0.68	22208 EKW33	H 308
	90	23	3	36	102	106	7268	8550	0.92	21308 EKW33	H 308
	90	33	3	46	147	137	6120	7200	1.25	22308 EKW33	H 2308
40	85	23	3	39	100	96	7650	9000	0.81	22209 EKW33	H 309
	100	25	3	39	123	124	6503	7650	1.2	21309 EKW33	H 309
	100	36	3	50	179	179	5355	6300	1.7	22309 EKW33	H 2309
45	90	23	3	42	102	106	7268	8550	0.9	22210 EKW33	H 310
	110	27	3	42	153	163	5738	6750	1.6	21310 EKW33	H 310
	110	40	3	55	216	220	4820	5670	2.25	22310 EKW33	H 2310
50	100	25	3	45	123	124	6503	7650	1.1	22211 EKW33	H 311
	120	29	3	45	153	163	5738	6750	1.95	21311 EKW33	H 311
	120	43	3	59	265	274	4284	5040	2.85	22311 EKW33	H 2311
55	110	28	3	47	153	163	5738	6750	1.45	22212 EKW33	H 312
	130	31	3	47	208	235	4820	5670	2.35	21312 EKW33	H 312
	130	46	4.5	62	304	328	4055	4770	3.5	22312 EKW33	H 2312
60	120	31	3	50	189	212	5355	6300	1.95	22213 EKW33	H 313
	140	33	3	50	231	265	4590	5400	2.9	21313 EKW33	H 313
	140	48	4.5	65	333	353	3825	4500	4.2	22313 EKW33	H 2313
65	130	31	3	55	208	235	4820	5670	2.45	22215 EKW33	H 315
	160	37	3	55	279	319	4284	5040	4.5	21315 EKW33	H 315
	160	55	4.5	73	431	466	3290	3870	6.5	22315 EKW33	H 2315
70	140	33	3	59	231	265	4590	5400	3	22216 EKW33	H 316
	170	39	3	59	319	368	4055	4770	5.3	21316 EKW33	H 316
	170	58	4.5	78	480	529	3060	3600	7.65	22316 EKW33	H 2316
75	150	36	3	63	279	319	4284	5040	3.7	22217 EKW33	H 317
	180	41	3	63	319	368	4055	4770	6.2	21317 EKW33	H 317
	180	60	4.5	82	539	608	2907	3420	8.85	22317 EKW33	H 2317
80	160	40	3	65	319	368	4055	4770	4.55	22218 EKW33	H 318
	160	52.4	3	86	348	431	2907	3420	6	23218 EKW33	H 2318
	190	43	4.5	65	372	441	3672	4320	7.25	21318 EKW33	H 318
	190	64	6	86	598	681	2754	3240	10.5	22318 EKW33	H 2318
85	170	43	4.5	68	372	441	3672	4320	5.45	22219 EKW33	H 319
	200	45	4.5	68	417	480	3443	4050	8.25	21319 EKW33	H 319
	200	67	6	90	657	750	2601	3060	12	22319 EKW33	H 2319



Self-aligning roller bearings with adapter sleeve

Cuscinetti orientabili a rulli con bussola di trazione

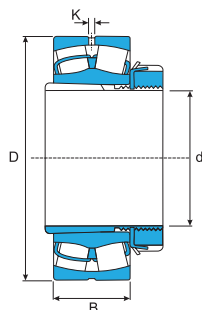
Dimension <i>Dimensione</i>					Load rating (KN) <i>Coefficiente di carico (KN)</i>		Speed limit (Rpm) <i>Velocità limite (giri/min)</i>		Weight (kg) <i>Peso (Kg)</i>	Designation <i>Sigla</i>	
d (mm)	D (mm)	B (mm)	K (mm)	B1 (mm)	Dynamic <i>Dinamico</i> C	Static <i>Statico</i> C ₀	Lubrication <i>Lubrificazione</i>			Bearing <i>Cuscinetto</i>	Adapters sleeve <i>Bussola di trazione</i>
							Grease <i>Grasso</i>	Oil <i>Olio</i>			
90	165	52	3	76	358	480	3060	3600	6.15	23120 EKW33	H 3120
	180	46	4.5	71	417	480	3443	4050	6.4	22220 EKW33	H 320
	180	60.3	4.5	97	466	588	2601	3060	8.75	23220 EKW33	H 2320
	215	47	4.5	71	417	480	3443	4050	10.5	21320 EKW33	H 320
	215	73	6	97	799	931	2295	2700	15.2	22320 EKW33	H 2320
100	170	45	3	77	304	431	3290	3870	5.75	23022 EKW33	H 322
	180	56	4.5	81	421	573	2754	3240	7.7	23122 EKW33	H 3122
	200	53	4.5	77	549	627	3060	3600	8.9	22222 EKW33	H 322
	200	69.8	4.5	105	588	750	2448	2880	12.5	23222 EKW33	H 2322
	240	80	7.5	105	931	1098	2142	2520	21	22322 EKW33	H 2322
110	180	46	3	72	348	500	3060	3600	5.95	23024 EKW33	H 3024
	200	62	4.5	88	500	681	2601	3060	10	23124 EKW33	H 3124
	215	58	6	88	617	750	2907	3420	11	22224 EKW33	H 3124
	215	76	4.5	112	681	911	2142	2520	14.7	23224 EKW33	H 2324
	260	86	7.5	112	946	1098	1989	2340	25.5	22324 EKW33	H 2324
115	200	52	4.5	80	421	598	2754	3240	8.6	23026 EKW33	H 3026
	210	64	4.5	92	549	764	2448	2880	12	23126 EKW33	H 3126
	230	64	6	92	720	911	2754	3240	14	22226 EKW33	H 3126
	230	80	4.5	121	764	1039	1989	2340	18.5	23226 EKW33	H 2326
	280	93	9	121	1098	1294	1836	2160	33	22326 EKW33	H 2326
125	210	53	4.5	82	456	666	2601	3060	9.4	23028 EKW33	H 3028
	225	68	4.5	97	617	882	2142	2520	14.3	23128 EKW33	H 3128
	250	68	6	97	696	882	2448	2880	17.8	22228 EKW33	H 3128
	250	88	6	131	897	1225	1836	2160	24	23228 EKW33	H 2328
	300	102	9	131	1264	1529	1683	1980	41	22328 EKW33	H 2328
135	225	56	4.5	87	500	735	2448	2880	11	23030 EKW33	H 3030
	250	80	6	111	813	1176	1989	2340	20.8	23130 EKW33	H 3130
	270	73	7.5	111	833	1058	2295	2700	22.8	22230 EKW33	H 3130
	270	96	6	139	1058	1431	1683	1980	30	23230 EKW33	H 2330
	320	108	9	139	1431	1725	1530	1800	47.4	22330 EKW33	H 2330
140	240	60	6	93	573	862	2295	2700	14.5	23032 EKW33	H 3032
	270	86	7.5	119	960	1343	1836	2160	27.3	23132 EKW33	H 3132
	290	80	7.5	119	980	1264	2142	2520	29.3	22232 EKW33	H 3132
	290	104	7.5	147	1196	1627	1683	1980	38.8	23232 EKW33	H 2332
	340	114	9	147	1568	1921	1454	1710	60	22332 EKW33	H 2332
150	260	67	6	101	696	1039	2142	2520	18.3	23034 EKW33	H 3034
	280	88	7.5	122	1019	1470	1836	2160	29.5	23134 EKW33	H 3134
	310	86	9	122	1098	1431	1989	2340	36	22234 EKW33	H 3134
	310	110	7.5	154	1372	1891	1530	1800	46.4	23234 EKW33	H 2334
	360	120	9	154	1725	2117	1377	1620	69.5	22334 EKW33	H 2334



Self-aligning roller bearings with adapter sleeve

Cuscinetti orientabili a rulli con bussola di trazione

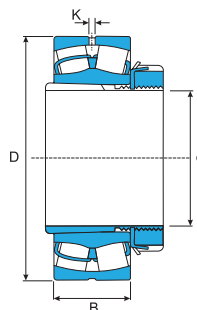
Dimension <i>Dimensione</i>					Load rating (KN) <i>Coefficiente di carico (KN)</i>		Speed limit (Rpm) <i>Velocità limite (giri/min)</i>		Weight (kg) <i>Peso (Kg)</i>	Designation <i>Sigla</i>	
d (mm)	D (mm)	B (mm)	K (mm)	B1 (mm)	Dynamic <i>Dinamico</i> C	Static <i>Statico</i> C ₀	Lubrication <i>Lubrificazione</i>			Bearing <i>Cuscinetto</i>	Adapters sleeve <i>Bussola</i> di trazione
							Grease <i>Grasso</i>	Oil <i>Olio</i>			
160	250	52	3	87	422	813	2142	2520	13.4	23936 EKW33	H 3936
	280	74	7.5	109	813	1225	1989	2340	23.2	23036 EKW33	H 3036
	300	96	7.5	131	1176	1725	1683	1980	37	23136 EKW33	H 3136
	320	86	9	131	1156	1529	1989	2340	38.2	22236 EKW33	H 3136
	320	112	7.5	161	1470	2078	1454	1710	49.5	23236 EKW33	H 2336
	380	126	12	161	1960	2401	1301	1530	80	22336 EKW33	H 2336
170	260	52	9	89	406	784	1989	2340	14.5	23938 EKW33	H 3938
	290	75	7.5	112	848	1313	1836	2160	24.8	23038 EKW33	H 3038
	320	104	7.5	141	1343	2038	1530	1800	44.5	23138 EKW33	H 3138
	340	92	9	141	1245	1666	1836	2160	46	22238 EKW33	H 3138
	340	120	9	169	1627	2352	1377	1620	59	23238 EKW33	H 2338
	400	132	12	169	2078	2597	1224	1440	93	22338 EKW33	H 2338
180	280	60	4.5	98	535	1019	1836	2160	19	23940 EKW33	H 3940
	310	82	7.5	120	980	1499	1683	1980	31.7	23040 EKW33	H 3040
	340	112	9	150	1568	2313	1454	1710	55.5	23140 EKW33	H 3140
	360	98	9	150	1431	1891	1683	1980	66	22240 EKW33	H 3140
	360	128	9	176	1823	2646	1301	1530	70	23240 EKW33	H 2340
	420	138	12	176	2274	2842	1148	1350	107	22340 EKW33	H 2340
200	300	60	4.5	96	535	1058	1683	1980	22.5	23944 EKW33	OH 3944 H
	340	90	7.5	126	1196	1823	1530	1800	39.4	23044 EKW33	OH 3044 H
	370	120	9	161	1764	2695	1301	1530	67.5	23144 EKW33	OH 3144 H
	400	108	9	161	1725	2313	1530	1800	74	22244 EKW33	OH 3144 H
	400	144	9	186	2313	3381	1148	1350	96.5	23244 EKW33	OH 2344 H
	460	145	12	186	2646	3381	1071	1260	135	22344 EKW33	OH 2344 H
220	320	60	4.5	101	553	1137	1530	1800	24.5	23948 EKW33	OH 3948 H
	360	92	7.5	133	1264	2038	1454	1710	44.5	23048 EKW33	OH 3048 H
	400	128	9	172	2038	3136	1224	1440	80.5	23148 EKW33	OH 3148 H
	440	120	12	172	2156	2940	1377	1620	99	22248 EKW33	OH 3148 H
	440	160	12	199	2842	4214	995	1170	125	23248 EKW33	OH 2348 H
	500	155	12	199	3038	3920	995	1170	170	22348 EKW33	OH 2348 H
240	360	75	4.5	116	862	1764	1454	1710	35	23952 EKW33	OH 3952 H
	400	104	9	145	1568	2499	1301	1530	60.5	23052 EKW33	OH 3052 H
	440	144	9	190	2499	3822	1071	1260	109	23152 EKW33	OH 3152 H
	480	130	12	190	2597	3479	1224	1440	130	22252 EKW33	OH 3152 H
	480	174	12	211	3185	4655	918	1080	160	23252 EKW33	OH 2352 H
	540	165	12	211	3479	4459	842	990	215	22352 EKW33	OH 2352 H
260	380	75	6	121	828	1725	1301	1530	40	23956 EKW33	OH 3956 H
	420	106	9	152	1695	2793	1224	1440	67	23056 EKW33	OH 3056 H
	460	146	9	195	2597	4165	995	1170	115	23156 EKW33	OH 3156 H
	500	130	12	195	2646	3675	1148	1350	135	22256 EKW33	OH 3156 H
	500	176	12	224	3185	4802	842	990	165	23256 EKW33	OH 2356 H
	580	175	12	224	3920	5096	842	990	250	22356 EKW33	OH 2356 H



Self-aligning roller bearings with adapter sleeve

Cuscinetti orientabili a rulli con bussola di trazione

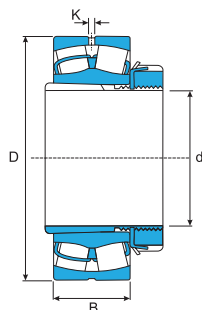
Dimension <i>Dimensione</i>					Load rating (KN) <i>Coefficiente di carico (KN)</i>		Speed limit (Rpm) <i>Velocità limite (giri/min)</i>		Weight (kg) <i>Peso (Kg)</i>	Designation <i>Sigla</i>	
d (mm)	D (mm)	B (mm)	K (mm)	B1 (mm)	Dynamic <i>Dinamico</i> C	Static <i>Statico</i> C ₀	Lubrication <i>Lubrificazione</i>			Bearing <i>Cuscinetto</i>	Adapters sleeve <i>Bussola</i> di trazione
							Grease <i>Grasso</i>	Oil <i>Olio</i>			
280	420	90	6	140	1176	2450	1224	1440	58.5	23960 EKW33	OH 3960 H
	460	118	9	168	2078	3381	1148	1350	90	23060 EKW33	OH 3060 H
	500	160	9	208	3136	4998	918	1080	150	23160 EKW33	OH 3160 H
	540	140	12	208	3087	4165	1071	1260	170	22260 EKW33	OH 3160 H
	540	192	12	240	3822	5733	765	900	210	23260 EKW33	OH 3260 H
300	440	90	6	140	1401	2646	1148	1350	61	23964 EKW33	OH 3964 H
	480	121	9	171	2195	3724	1071	1260	97	23064 EKW33	OH 3064 H
	540	176	12	226	3675	5880	842	990	185	23164 EKW33	OH 3164 H
	580	150	12	226	3528	4802	995	1170	200	22264 EKW33	OH 3164 H
	580	208	12	258	4312	6566	727	855	260	23264 EKW33	OH 3264 H
320	460	90	6	144	1431	2744	1071	1260	67.5	23968 EKW33	OH 3968 H
	520	133	12	187	2646	4459	995	1170	130	23068 EKW33	OH 3068 H
	580	190	12	254	4165	6664	765	900	250	23168 EKW33	OH 3168 H
	620	224	12	288	4998	7644	612	720	335	23268 EKW33	OH 3268 H
340	480	90	6	144	1372	2695	995	1170	70.5	23972 EKW33	OH 3972 H
	540	134	12	188	2695	4704	918	1080	135	23072 EKW33	OH 3072 H
	600	192	12	259	4214	6811	765	900	260	23172 EKW33	OH 3172 H
	650	170	12	259	4214	6076	650	765	375	22272 EKW33	OH 3172 H
	650	232	12	299	5292	8134	574	675	375	23272 EKW33	OH 3272 H
360	520	106	7.5	164	1921	3724	918	1080	95	23976 EKW33	OH 3976 H
	560	135	12	193	2842	4900	918	1080	145	23076 EKW33	OH 3076 H
	620	194	12	264	4312	6958	765	900	275	23176 EKW33	OH 3176 H
	680	240	12	310	5733	8967	574	675	420	23276 EKW33	OH 3276 H
380	540	106	7.5	168	1960	3822	918	1080	100	23980 EKW33	OH 3980 H
	600	148	12	210	3185	5586	842	990	180	23080 EKW33	OH 3080 H
	650	200	12	272	4557	7497	727	855	325	23180 EKW33	OH 3180 H
	720	256	12	328	6419	10192	513	603	505	23280 EKW33	OH 3280 H
	820	243	12	328	7350	10192	574	675	735	22380 EKW33	OH 3280 H
400	560	106	9	168	1999	4067	842	990	105	23984 EKW33	OH 3984 H
	620	150	12	212	3332	5880	842	990	190	23084 EKW33	OH 3084 H
	700	224	12	304	5488	9114	689	810	410	23184 EKW33	OH 3184 H
	760	272	12	352	7203	11368	482	567	590	23284 EKW33	OH 3284 H
410	600	118	9	189	2401	4802	765	900	150	23988 EKW33	OH 3988 H
	650	157	12	228	3577	6419	765	900	235	23088 EKW33	OH 3088 H
	720	226	12	307	5880	9800	650	765	430	23188 EKW33	OH 3188 H
	790	280	12	361	7644	12250	459	540	670	23288 EKW33	OH 3288 H
430	620	118	9	189	2450	4900	765	900	160	23992 EKW33	OH 3992 H
	680	163	12	234	3822	6811	727	855	265	23092 EKW33	OH 3092 H
	760	240	12	326	6272	10584	612	720	530	23192 EKW33	OH 3192 H
	830	296	12	382	8330	13426	428	504	790	23292 EKW33	20H 3292 H



Self-aligning roller bearings with adapter sleeve

Cuscinetti orientabili a rulli con bussola di trazione

Dimension <i>Dimensione</i>					Load rating (KN) <i>Coefficiente di carico (KN)</i>		Speed limit (Rpm) <i>Velocità limite (giri/min)</i>			Designation <i>Sigla</i>	
d (mm)	D (mm)	B (mm)	K (mm)	B1 (mm)	Dynamic <i>Dinamico</i> C	Static <i>Statico</i> C ₀	Lubrication <i>Lubrificazione</i>		Weight (kg) <i>Peso (Kg)</i>	Bearing <i>Cuscinetto</i>	Adapters sleeve <i>Bussola di trazione</i>
							Grease <i>Grasso</i>	Oil <i>Olio</i>			
450	650	128	9	200	2842	5586	765	900	185	23996 EKW33	OH 3996 H
	700	165	12	237	3822	6664	727	855	275	23096 EKW33	OH 3096 H
	790	248	12	335	6811	11760	574	675	590	23196 EKW33	OH 3196 H
	870	310	12	397	9114	14700	405	477	935	23296 EKW33	OH 3296 H
470	670	128	12	208	2842	5880	727	855	195	239/500 EKW33	OH 39/500 H
	720	167	12	247	4067	7644	689	810	290	230/500 EKW33	OH 30/500 H
	830	264	12	356	7497	12642	536	630	690	231/500 EKW33	OH 31/500 H
	920	336	12	428	10388	16954	383	450	1100	232/500 EKW33	OH 32/500 H
500	710	136	12	216	3136	6566	689	810	255	239/530 EKW33	OH 39/530 H
	780	185	12	265	4998	9114	612	720	405	230/530 EKW33	OH 30/530 H
	870	272	12	364	7987	13720	513	603	785	231/530 EKW33	OH 31/530 H
	980	355	12	447	10878	19992	367	432	1360	232/530 EKW33	OH 32/530 H
530	750	140	12	227	3381	7056	612	765	260	239/560 EKW33	OH 39/560 H
	820	195	12	282	5488	9996	540	675	445	230/560 EKW33	OH 30/560 H
	920	280	12	377	8967	15680	453.6	567	880	231/560 EKW33	OH 31/560 H
	1030	365	12	462	11270	21560	309.6	387	1490	232/560 EKW33	OH 32/560 H
560	800	150	12	239	3822	8134	540	675	330	239/600 EKW33	OH 39/600 H
	870	200	12	289	5880	11172	504	630	525	230/600 EKW33	OH 30/600 H
	980	300	12	399	9996	17640	403.2	504	1070	231/600 EKW33	OH 31/600 H
	1090	388	12	487	12838	24990	288	360	1780	232/600 EKW33	OH 32/600 H
600	850	165	12	254	4557	9604	504	630	385	239/630 EKW33	OH 39/630 H
	920	212	12	301	6566	12250	482.4	603	595	230/630 EKW33	OH 30/630 H
	1030	315	12	424	10290	20384	381.6	477	1240	231/630 EKW33	OH 31/630 H
630	900	170	12	264	4900	10584	482.4	603	455	239/670 EKW33	OH 39/670 H
	980	230	12	324	7497	14308	432	540	755	230/670 EKW33	OH 30/670 H
	1090	336	12	456	10682	21952	360	450	1510	231/670 EKW33	OH 31/670 H
	1220	438	12	558	15092	29890	259.2	324	2535	232/670 EKW33	OH 32/670 H
670	950	180	12	286	5488	11760	432	540	525	239/710 EKW33	OH 39/710 H
	1030	236	12	342	8134	15974	403.2	504	860	230/710 EKW33	OH 30/710 H
	1150	345	12	467	11956	25480	324	405	1750	231/710 EKW33	OH 31/710 H
	1280	450	12	572	17248	33810	230.4	288	2995	232/710 EKW33	OH 32/710 H
710	1000	185	12	291	5880	12936	403.2	504	605	239/750 EKW33	OH 39/750 H
	1090	250	12	356	9457	18228	381.6	477	990	230/750 EKW33	OH 30/750 H
	1220	365	12	493	13524	28420	309.6	387	2045	231/750 EKW33	OH 31/750 H
	1360	475	12	603	18326	35770	216	270	3485	232/750 EKW33	OH 32/750 H
750	1060	195	12	303	6272	14014	381.6	477	730	239/800 EKW33	OH 39/800 H
	1150	258	12	366	9800	19600	345.6	432	1200	230/800 EKW33	OH 30/800 H
	1280	375	12	505	14504	30870	288	360	2430	231/800 EKW33	OH 31/800 H
800	1120	200	12	308	6811	15288	345.6	432	950	239/850 EKW33	OH 39/850 H
	1220	272	12	380	9182.6	21168	324	405	1390	230/850 EKW33	OH 30/850 H
	1360	400	12	536	15778	33810	259.2	324	2800	231/850 EKW33	OH 31/850 H



Self-aligning roller bearings with adapter sleeve

Cuscinetti orientabili a rulli con bussola di trazione

Dimension <i>Dimensione</i>					Load rating (KN) <i>Coefficiente di carico (KN)</i>		Speed limit (Rpm) <i>Velocità limite (giri/min)</i>		Weight (kg) <i>Peso (Kg)</i>	Designation <i>Sigla</i>	
d (mm)	D (mm)	B (mm)	K (mm)	B1 (mm)	Dynamic <i>Dinamico</i> C	Static <i>Statico</i> C ₀	Lubrication <i>Lubrificazione</i>			Bearing <i>Cuscinetto</i>	Adapters sleeve <i>Bussola di trazione</i>
							Grease <i>Grasso</i>	Oil <i>Olio</i>			
850	1180	206	12	326	7350	16660	324	405	930	239/900 EKW33	OH 39/900 H
	1280	280	12	400	9898	22736	288	360	1580	230/900 EKW33	OH 30/900 H
900	1250	224	12	344	7105	19208	309.6	387	1120	239/950 EKW33	OH 39/950 H
	1360	300	12	420	11760	27930	273.6	342	1870	230/950 EKW33	OH 30/950 H
950	1420	308	12	430	12446	29890	259.2	324	2070	230/1000 EKW33	OH 30/1000 H
	1580	462	12	609	20972	47040	201.6	252	4340	231/1000 EKW33	OH 31/1000 H
1000	1400	250	12	372	9359	25480	259.2	324	1590	239/1060 EKW33	OH 39/1060 H
	1500	325	12	447	13524	33320	230.4	288	2800	230/1060 EKW33	OH 30/1060 H

Bearings & Components